



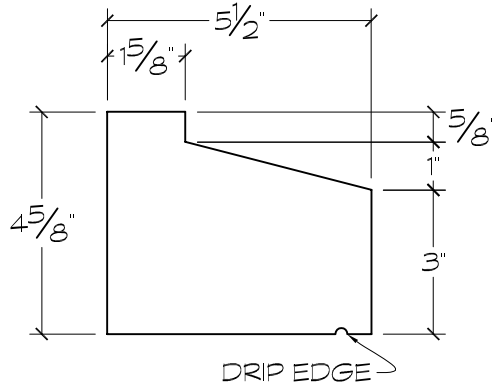
Harvey Cement Products, Inc.

Since 1947

16030 Park Avenue, Harvey, IL 60426

Ph: 708.333.1900 F: 708.333.1910

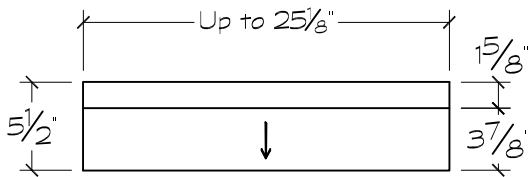
www.harveycement.com



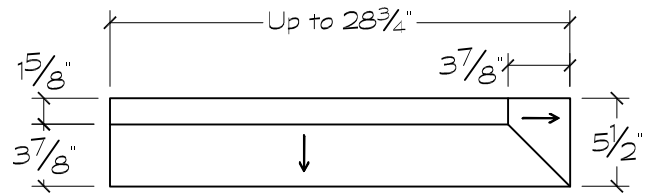
CROSS SECTION

**1** PROFILE HL  
 ARCH REF:  
 SCALE: 3"=1'-0"

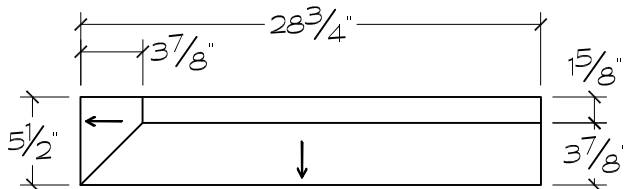
TOP VIEWS



STRAIGHT - Standard Length 23 5/8"



RIGHT END RETURN



LEFT END RETURN

DRIP EDGE - OPTIONAL

Profile ID

**HL**

**SUGGESTED USE**

Sill	X
Transition Band	X
Coping	
Cap	X
Band	
Cornice	

**TYPE / SIZE AVAILABILITY**

TYPE	LENGTH(S)
Standard Straight	23 5/8"
Straight	Up to 25 5/8"
Left End Return	Up to 28 3/4"
Right End Return	Up to 28 3/4"